

+GF+ SIGNET 5075 Totalizing ProPoint™ Flow Monitor



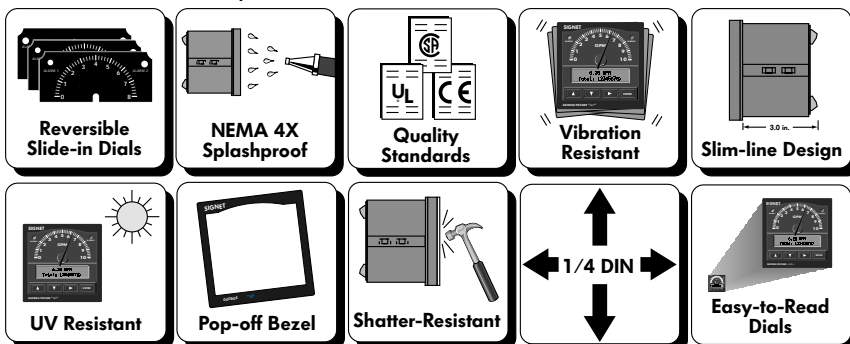
Description

The +GF+ SIGNET 5075 Totalizing Flow Monitor displays flow rate on a highly visible analog dial, and uses a backlit LCD for displaying totalized flow volumes. One of the two totalizers is resettable from the front panel, and can also be reset from a remote location up to 30 m (100 ft.). The other totalizer is non-resettable and is commonly used to tally consumption, or to permanently record industrial effluent volumes. The

monitors require 12 to 24 Volts, AC or DC, and can be used with any +GF+ SIGNET Flow Sensor with a frequency output. Our intuitive software design and four-button keypad arrangement provide for simple operation, and the NEMA 4X/IP65 integrity of the front panel can be extended to the entire enclosure by using the optional Back Cover Kit.

Technical Features

Pro-Point Family Features



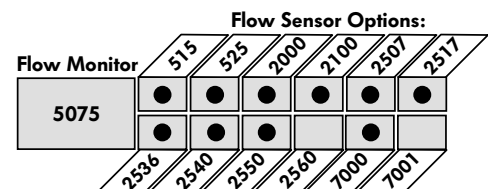
Features

- Analog and Digital display
- Two 8-digit Totalizers: one permanent, the other resettable
- Tamper proof security code
- Non-volatile memory
- Intuitive Software Design
- Simple push-button operation
- Programmable pulse outputs
- Versatile low voltage power requirement
- 1/4 DIN, NEMA 4X/IP65 enclosure
- Quality Standards: UL, CSA, CE


Application

- Waste Water Flow Accumulation
- Water Treatment Systems
- Filtration Systems
- Feed Pump Pulsing
- Fertigation
- Irrigation
- Commercial Pools & Spas
- Groundwater Remediation
- HVAC
- Process Flow Monitoring
- UPW Distribution
- Demineralizer Regeneration
- Process Cooling Water
- Neutralization Systems

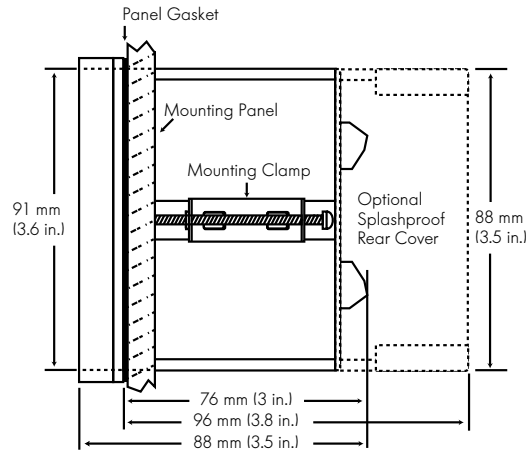
Options



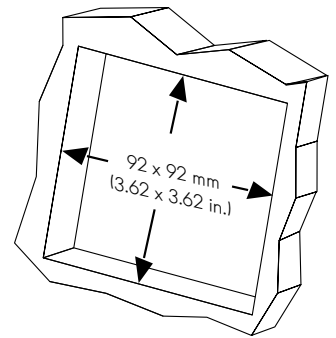
Dimensions



Front View

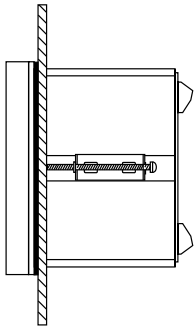


Side View

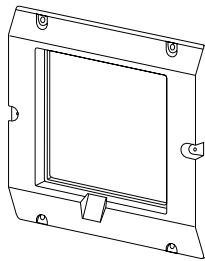


Panel Cutout

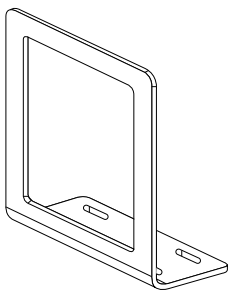
Installation



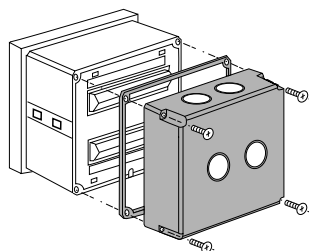
- Panel mount (standard)



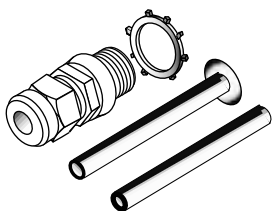
- Optional 5 x 5 inch adapter plate for SIGNET retrofit (3-5000.399)



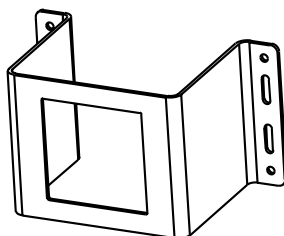
- Optional surface mounting bracket (3-5000.598)



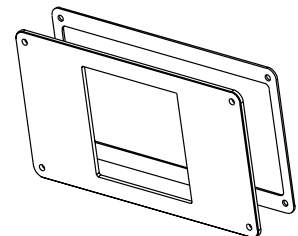
- Optional splashproof rear cover kit (3-5000.395)



- Liquid Tight Connector Kit - 3 sets per kit (3-9000.392)



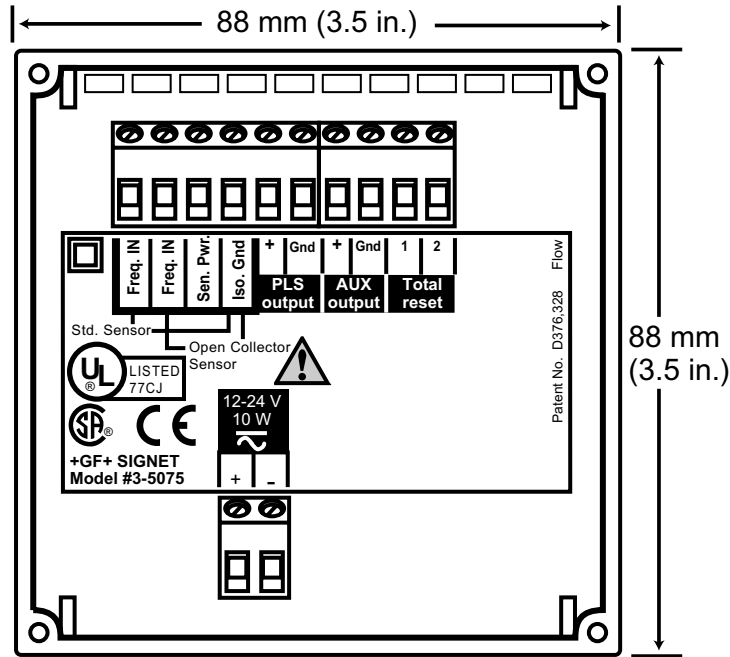
- Optional heavy duty wall mount bracket (3-0000.596)



- Optional 200 retrofit adapter (3-8050.392)

- The front panel provides NEMA 4X/IP65 protection.
- Standard 1/4 DIN panel cutout,
- 76 mm (3 in.) mounting depth including rear terminals.
- Optional splashproof rear cover kit with knockout ports for cable access.
- 96 mm (3.8 in.) mounting depth with optional splashproof rear cover installed.
- Up to 30 m (100 ft.) max. totalizer reset line. 2-conductor twisted pair recommended (22 AWG).

Rear Terminal View



NOTE: Consult manual for wiring detail

Technical Data

General

Operating Range:	0.5 Hz to 1500 Hz
Power Requirements:	12 to 24 Volts, AC or DC, unregulated, 50 to 60 Hz, 10W max.
Display:	Analog: Six slide-in dial ranges: 0 to 2, 4, 6, 8, 10 & 100 w/multipliers Digital: Backlit LCD, 2x16 alphanumeric character
Additional Functions:	Sensor Pulse output, volumetric auxiliary pulse output, Remote totalizer reset
Accuracy:	± 0.5% of reading
Materials:	Enclosure: ABS Plastic, NEMA 4X/IP65 Keypad: Silicone Rubber Panel and case gasket: Neoprene Window: Hard-coated polycarbonate
Immunity:	EN50082-2
Emissions:	EN55011
Safety:	EN61010-1

Environmental

Operating temp.:	-10° C to 55° C (14° F to 131° F)
Relative humidity:	0 to 95%, non-condensing

Standards and Approvals

- UL, CSA, CE
- Manufactured under ISO 9001

Ordering Information

Mfr. Part No.	Code	Description
3-5075	198 825 007	5075 Totalizing Flow Monitor (reversible dial face kit included: 0 to 2, 4, 6, 8, 10 & 100)

Accessories

Mfr. Part no.	Code	Description
3-5000.395	198 840 227	Splashproof rear cover kit
3-9000.392	159 000 368	Liquid tight connector kit for rear cover (includes 3 connectors)
3-5000.399	198 840 224	5 x 5 inch adapter plate to retrofit older +GF+ SIGNET installations
3-5000.598	198 840 225	Surface mount bracket
3-0000.596	159 000 641	Heavy duty wall mount bracket
3-5000.390	159 000 323	Installation Kit
3-5000.525-1	159 000 328	Bezel, 5000 Series
3-5500.390	159 000 347	Dial kit
3-5500.611	159 000 348	Unit tags
3-5000.397	159 000 326	5000 Series Window
3-5000.398	159 000 646	Protective Overlay kit (10pcs.)
3-8050.392	159 000 640	Model 200 Retrofit Adapter

Engineering Specifications

- The flow monitor shall meet appropriate CSA, UL and CE standards, including EN50082-2 requirements for electromagnetic immunity, EN 55011 requirements for electromagnetic emissions, and EN61010-1 for safety.
- The flow monitor shall be manufactured under ISO 9001 certified processes.
- The flow monitor shall accept sinusoidal or square-wave pulse trains from 0.5 Hz to 1500 Hz from compatible flow sensors and convert them to flow rate readings.
- The flow monitor shall also accumulate flow units in one permanent and one resettable totalizer. Totalizers shall retain readings from 0 to 99,999,999.
- Flow rate and flow totalizers shall be calibrated independently.
- The flow monitor shall provide additional functions including: Sensor Pulse, Count Pulse and Remote Totalizer Reset.
- The flow monitor shall be programmable with front panel keys for calibration, to set K-factor from 0.001 to 99,999, to select flow range and to select engineering units. Front panel keys shall also select display functions and reset resettable totalizer.
- The flow monitor shall provide an analog flow rate indicator which shall accept replaceable dial faces with an assortment of engineering units and multipliers.
- Analog display accuracy shall be $\pm 1\%$ of reading, digital display accuracy shall be $\pm 0.5\%$ of reading.
- The flow monitor shall also provide a backlit 2 x 16-character alphanumeric LCD display capable of showing flow rate and totalizer readings.
- The flow monitor shall be compatible with all +GF+ SIGNET powered and non-powered flow sensors with frequency outputs.
- The flow monitor shall be +GF+ SIGNET, Model 5075 Flow Monitor.